

New Zealand Fire Service Superannuation Scheme

Fund update for the Growth option Year ended 31 March 2019

This update was first made publicly available on 27 June 2019.

What is the purpose of this update?

This document tells you how the Growth option has performed and what fees were charged. The document will help you to compare the fund with other funds. FireSuper Trustee Limited has prepared this update in accordance with the Financial Markets Conduct Act 2013. This information is not audited and may be updated.

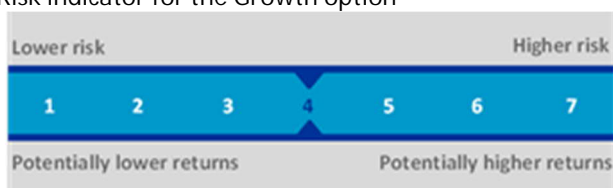
Description of this fund

The Growth option invests in a targeted 85:15 split of growth assets (such as shares and property) and income assets (such as fixed income and cash). It is constructed with an expectation of providing a long-term (10 years plus) return after tax and investment expenses of approximately 3-3.5% p.a. above inflation. There is a reasonably small risk (approximately one in 100 years) of a member losing more than 30% after inflation in any year, with a likelihood of a negative return of (currently) one year in every three.

Total value of the fund	\$84,201,111
Number of investors in the fund	1,012
The date the fund started	1 October 2008

What are the risks of investing?

Risk indicator for the Growth option



The risk indicator is rated from 1 (low) to 7 (high). The rating reflects how much the value of the fund's assets goes up and down. A higher risk generally means higher potential returns over time, but more ups and downs along the way.

To help you clarify your own attitude to risk, you can seek financial advice or work out your risk profile at www.sorted.org.nz/tools/investor-kickstarter.

Note that even the lowest category does not mean a risk-free investment, and there are other risks that are not captured by this rating.

This risk indicator is not a guarantee of a fund's future performance. The risk indicator is based on the returns data for the five-year period to 31 March 2019. While risk indicators are usually relatively stable, they do shift from time to time. The risk indicator will continue to be updated in future fund updates.

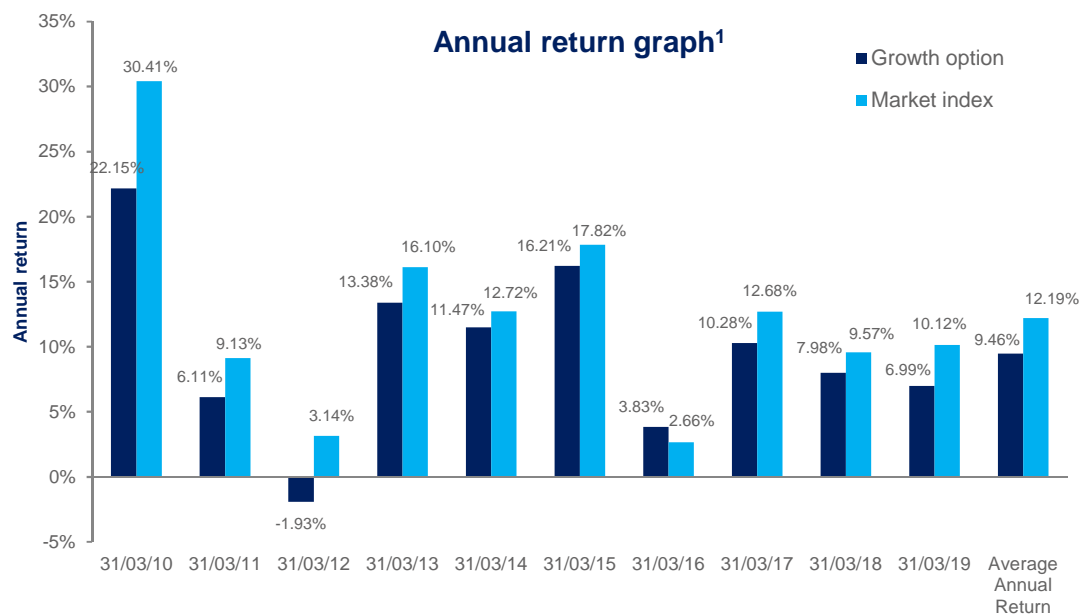
See the product disclosure statement (PDS) for more information about the risks associated with investing in this fund.

How has the fund performed?

	Average over past 5 years	Past year
Annual return (after deductions for charges and tax)	8.98%	6.99%
Annual return (after deductions for charges but before tax)	10.01%	7.74%
Market index annual return (reflects no deduction for charges and tax)	10.46%	10.12%

The market index return is the strategic asset allocation-weighted benchmark index return, where the benchmark indices are defined in the Statement of Investment Policy and Objectives.

Additional information about the market index is available on the offer register at www.disclose-register.companiesoffice.govt.nz.



This shows the return after fund charges and tax for each of the last 10 years ending 31 March. The last bar shows the average annual return for the last 10 years, up to 31 March 2019.

Important: This does not tell you how the fund will perform in the future.

What fees are investors charged?

Investors in the Growth option are charged fund charges. In the year to 31 March 2019 these were:

	% of net asset value
Total fund charges	0.50%
Which are made up of:	
Total management and administration charges	0.50%
Including -	
Manager's basic fee	0.00%
Other management and administration charges	0.50%
Total performance-based fees	0.00%
Other charges	Dollar amount per investor or description of how charge is calculated
Administration fee	\$0.00 per annum

Investors may also be charged individual action fees for specific actions or decisions (for example, withdrawing from or switching funds). See the PDS on the offer register at www.disclose-register.companiesoffice.govt.nz for more information about those fees.

Small differences in fees and charges can have a big impact on your investment over the long term.

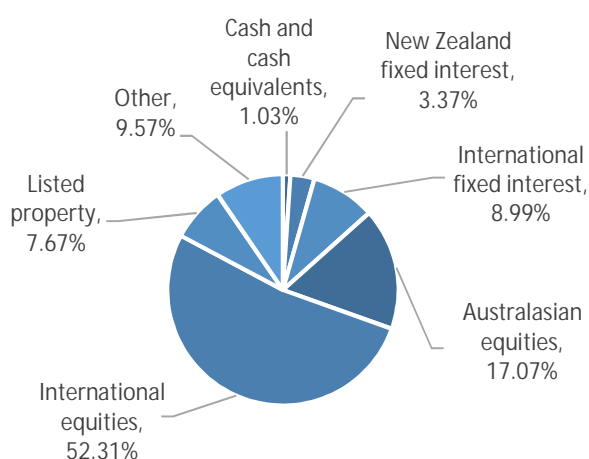
Example of how this applies to an investor

Mary had \$10,000 in the fund at the start of the year and did not make any further contributions. At the end of the year, Mary received a return after fund charges were deducted of \$774.00 (that is 7.74% of her initial \$10,000). Mary also paid \$0 in other charges. This gives Mary a total return after tax of \$699.00 for the year.

What does the fund invest in? ²


Actual investment mix

This shows the types of assets that the fund invests in.



Target investment mix

This shows the mix of assets that the fund generally intends to invest in.



Top 10 investments

Asset name	% of fund net assets	Type	Country	Credit rating (if applicable)
AMP Capital Core Hedged Global Shares Fund	28.37	International equities	NZ	N/A
AMP Capital Core Global Shares Fund	19.27	International equities	NZ	N/A
First State Investments Global Listed Infrastructure Fund	9.57	Other ²	NZ	N/A
Russell Investments Global Fixed Interest Fund	8.99	International fixed interest	NZ	N/A
AMP Capital NZ Shares Fund	8.61	Australasian equities	NZ	N/A
Harbour Australasian Equity Fund	8.46	Australasian equities	NZ	N/A
ANZ Investments Wholesale International Property Securities Fund	7.67	Listed property	NZ	N/A
AMP Capital Emerging Markets Shares Fund	4.67	International equities	NZ	N/A
ANZ Investments High Grade Bond Fund	2.04	New Zealand fixed interest	NZ	N/A
ANZ Investments Sovereign Bond Fund	1.33	New Zealand fixed interest	NZ	N/A

The total value of the above 10 individual assets is 98.97% of the net asset value of the fund.

Currency hedging

The target foreign currency exposure is equal to approximately 50% of the international equities exposure. Foreign currency exposure is not actively managed at a strategic level. However, at an asset class and sub-asset class level, both market movements and, where applicable, active positions taken by the underlying fund managers can result in deviations away from the target level. The resultant foreign currency exposure would normally be expected to sit within a range of 40-60% of the international equities exposure.

Key personnel

Name	Current position	Time in current position	Previous or other current position (if relevant)	Time in previous or other position
Denis James Fitzmaurice	Board Member of New Zealand Fire Service Superannuation Scheme	12 years 6 months		
Andrew Roland Johnson ³	Licensed Independent Trustee Director	0 years 1 month	Head of Asset Consulting (NZ), Russell Investments	3 years 8 months
Geoffrey Douglas Taylor	Board Member of New Zealand Fire Service Superannuation Scheme	5 years 8 months		
Stephen Colin Warner	Board Member of New Zealand Fire Service Superannuation Scheme	3 years 6 months	Board Member of New Zealand Fire Service Superannuation Scheme	18 years 0 months
Julian Dallas Darby ⁴	Senior Consultant, Russell Investments	3 years 9 months	Consultant, Russell Investments	5 years 5 months

Further information

You can also obtain this information, the PDS for the New Zealand Fire Service Superannuation Scheme and some additional information from the offer register at www.disclose-register.companiesoffice.govt.nz or on the Documents & forms page of www.firesuper.superfacts.co.nz, or by calling the scheme helpline 0800 MY SUPER (0800 69 78737).

Notes

1. The bar chart shows fund returns after the deduction of fees and tax, however, the market index returns are shown before any fees or tax are deducted.
2. Other includes investments in global listed infrastructure.
3. Andrew Johnson was named as key person in the previous fund update in his role of Head of Asset Consulting (NZ), Russell Investments. Andrew Johnson was appointed as Licensed Independent Trustee Director on 1 April 2019.
4. Julian Darby has not been named as a key person in a previous fund update for the fund.